



# AROUND THE PALACE

Dear all,



I hope you enjoy this edition of the Senior Bulletin which for me can be summed up by 3 'Ps'...Positivity, PODS and the Production. As I write this the school production of *Jane Eyre* is running for the rest of this week and those who have been lucky enough to see it already have said that it is 'simply superb'.

I am very much looking forward to seeing it myself on Friday evening. It has also been POD week and the students have engaged with a variety of different lectures all designed to

inspire further thought. You can read more about this on page 10 of this Bulletin. The attendance at these by students has been high and is testament to the natural curiosity Old Palace students demonstrate during their time at the school.

Wishing you all a decent weekend.

**Jane Burton, Head**

## Congratulations to the Cast and Crew of Jane Eyre



Jane Eyre



## Senior School Music: Update

Over the Christmas period, students from Old Palace were involved in several exciting musical performances:



### London Mozart Players

On the 17th December, Grace and I had the amazing opportunity to sing with the London Mozart Players and professional singers in a rendition of 'The Messiah' by Fredric Handel. We only had three rehearsals; two before the big day and one the day of the concert. They were short but intense which made us appreciate the amazing professional singers who sang with us. The concert was a revamp of Handel's classic with a brand-new presentation, and the audience was seated in the main

stalls, in a circle around the orchestra and in the choir stalls – making it an immersive and intimate experience. The choir (which comprised of us, professional singers and three other sopranos chosen from other South London schools) sang each movement from a different spot in the auditorium. Singing with a professional choir and hearing the magnificent solos, and singing in a less conventional form, was an incredible experience that we will never forget..

**Zaynah, Year 12**

### BBC Radio Broadcast from Croydon Minster

On the 20 December 2022, The BBC held a radio broadcast at Croydon Minster which celebrated the feast of the Holy Innocents. A selection of older students from the Minster Choral Foundation were chosen, including twelve from Old Palace.

Some musical highlights included a magnificent piece called 'Lullaby' by the late Martin How, sung by a full chorus of sopranos at the start of the broadcast. The closing piece ended in high spirits with Mack Wilberg's joyful arrangement of the carol 'Ding Dong Merrily on High' celebrating the music of the Christmas season. It was my second BBC Broadcast and a really exciting experience.

**Mayowa, Year 10**



### Concert at Westminster Cathedral

On 10th January, students from the Croydon Minster Girls' Choir and Whitgift Chamber Choir were given the amazing opportunity to sing in a concert at Westminster Cathedral along with the Gabrieli Consort and students from other London schools.

The event was called *In Dulci Jubilo*, celebrating Christmastide and the 400th anniversary of the great composer Micheal Praetorius' death. The project consisted of 2,000 young singers participating in eight performances alongside the Gabrieli's world-class musicians.

It was really interesting to hear several unusual Baroque instruments and fun to be part of such a huge performance.

**Grace, Year 10**

## Year 4 Visit Seniors to Learn about Digestion



I thoroughly enjoyed working with the younger students from the Prep school. I think it was a very rewarding experience as it was chance for myself and other sixth formers to share our knowledge with a younger year group of bright, intelligent and capable learners.

As mentors, we helped them set up lab equipment such as the dental mirrors and taught them how to safely conduct a testing for starch experiment. I particularly enjoyed asking them questions about each process to see how well they understood the experiment.

I was so impressed by their enthusiasm and excitement for learning about the digestive system. Ms Sookdeo delivered the session, making it accessible to everyone in the room, by using visual teaching aids and encouraging the younger students to work practically.

It made me think about how I can further improve and adapt my current mentoring skills for future mentoring sessions such as this.

**Zino, Year 12**



## Year 7: Matisse Workshop

The Art Department ran a Year 7 workshop inspired by Henri Matisse's paper cut outs. We looked at his abstract and playful style of working and asked students to make their own work in response.

The students created bright and abstract collages, then they developed these into stencils which will be made in to screen prints.

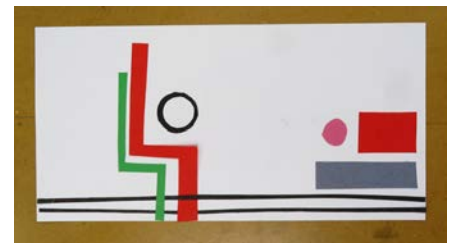



The Matisse workshop was amazing! We learnt about the artist, screen printing and we put together a collage. I recommend going to the next art workshop, you won't regret it!

Imaan, Year 7

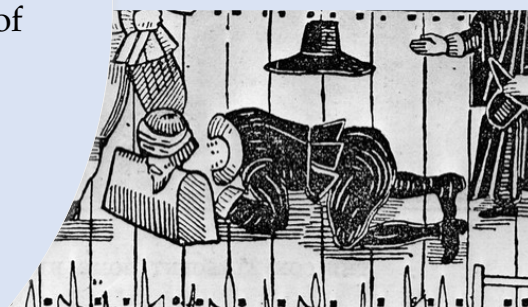
Matisse's work is simple and imaginative; you see his art and you can make so many images in your mind. He was unique and original with his art and spent time creating something that he could look at and be satisfied with. This meant that he rearranged this and replaced that and cut something out and so on. I enjoyed the screen printing and collage making as it allowed me to be free with what I do and to feel good about what I have made without needing to be so precise. That is why I am very grateful for this opportunity and experience to try something new.

Melat, Year 7



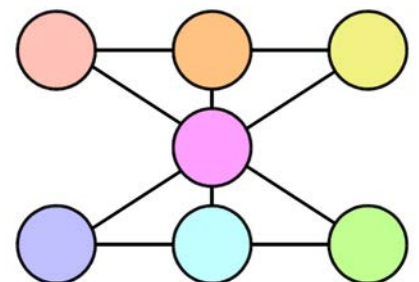
## This Week in History... *Charles I executed*

On January 30, 1649, King Charles I was beheaded for treason on the order of Oliver Cromwell. His execution came after his royalist armies had lost the English Civil War to Cromwell's parliamentarians.




## Maths Puzzle Fun

Can you put the numbers 1 to 7 in each circle so that the total of every line is 12?




Answer on page 12



Davinia Tomlinson, author of *Cash is Queen*, will be visiting Old Palace Seniors in person on Friday 10th March for a book talk and to sign copies of her book.

*"A book targeted towards young adults written by Davinia, who is a trusted voice in the finance community, is long overdue."*

Candice Brathwaite, Sunday Times Best-selling Author



© Simeon Thaw

Award-winning founder of rainchq, set up to help women take control of their financial futures. She has over 15 years experience across the investment management and professional services industries.

Outside of rainchq, Davinia is a Trustee at Talawa Theatre Company, established more than 30 years ago to improve black representation in theatre. @rainchq @iamdavinia



Leading financial expert Davinia Tomlinson breaks down the basics of how girls can learn to understand and manage money efficiently and effectively.

From the practicalities of budgeting and investing to relatable advice about managing debt, mortgages and loans,

*Cash is Queen* is the must-have gift for every young girl to help establish a positive relationship with money.

***Cash is Queen* makes money fun!**

Copies of this book can be purchased on Wisepay for a special **World Book Day/International Women's Day offer of £5.00** (usual RRP £9.99) between 5th and 23rd February

Books will be available to collect on the 10th March day ahead of Davinia's book talk and signing event.

## Year 7: Textiles



Mrs Solari's classes continue to experiment with dyeing processes in Textiles in preparation for making their Food Tech Aprons.

They were really proud to show off their Tie Dyed Bandanas!

## U13 Netball

Our Year 8 A and B teams played against Caterham. Despite the rain, darkness, and cold weather, we all persisted. The A team worked hard, trying to intercept as many passes as possible. We scored five goals! We all really enjoyed the match, and learnt from all our mistakes, so that we are ready and confident for our next Netball match!



## Year 11: Yoga

In Year 11 Core PE we have enjoyed having a qualified Yoga Instructor to lead a group of students in a very different activity from those often covered in Core PE.

This was a welcome break after the pressure of examinations and students said how relaxing it was. We look forward to Ellen being here each week to work with different groups.





On Friday 27 January, Year 11 art students went on a trip to the British Museum to collect first hand research for their final GCSE Art unit, Externally Set Assignment, on the theme of 'Lock'.

We visited two temporary exhibitions; 'Art on Paper' and 'Artists Making Books: Poetry to Politics' as well as some of the permanent rooms including Time and Egyptian Life and Death. Students took photos, wrote notes and created sketches to help them develop their ideas and meet the assessment objectives.

We also managed to travel on the Queen Elizabeth line and appreciate the funicular lift at Farringdon station.

*"It was very interesting to explore the history of art and discover the story behind famous pieces of art. We all realised that art was never defined by colour and technique, but the people and the things that contributed to create the view of the world at a personal, more interesting level. I'm glad the British Museum was our destination to the key for our lock!"*

**Nuwaylah, Year 11**

*"The Kiki Smith piece in the Art on Paper Exhibition was really interesting to see! It was an eye-opening experience visiting the Egyptian exhibition as I felt like I was being transported back through time."*

**Zoe, Year 11**






With the recent UK's first ever space launch from British soil in Cornwall, now is the most exciting time to be involved in the CanSat project. We have had so much fun collaborating and bringing our ideas and expertise together during the past few months. Looking back, this project has been such a great exposure to Space Engineering. Although on a smaller scale, there are so many parallels which can be drawn between designing and testing a real satellite and a can satellite. This experience has inspired many of us to explore the variety of careers in Space Engineering.

### Recent success

Team AstrOPS: The Preliminary Design Report (PDR) is the first, out of three reports, which we have to complete for this project. This is routinely done in industry but was completely new to us.

The judges particularly liked the explanation of our thought process and the engineering approach we took. We had included several preliminary hand drawn sketches which further progressed to CAD sketches, which were very well received.



Below is an extract of the comments from the judges about the mechanical design:

*"Merit – Clearly a lot of thought has gone into the mechanical design at this early stage. Well done. Good to see both hand drawn concept sketches as well as CAD models. Very detailed parachute design and testing."*

The judges also really liked our outreach plan. One of the aspects of this competition is to create outreach opportunities in your community. We have strived to plan a wide variety of outreach activities for varied audiences in order to spread information about Space Engineering and the CanSat project.

Some students from the Preparatory School will be visiting us in the Spring and Summer term to build solar powered moon rovers and an 'eggonaut' structure.

Below are comments from the judges about the outreach section:

*"Distinction – Best outreach section I've seen, keep up the good work!"*

Team Opsonomy: Our first PDR report also gained a distinction from the judges, with them rating all sections of our report with a merit or distinction. Our mission overview was 'very good' with a clear explanation of why we wanted to investigate UV radiation in the atmosphere.




### Current Work

OPSonomy: We have built our own Yagi Uda antenna from scratch, using tape measures, wood, and electrical wires, creating a to scale, working Yagi antenna which we can then use for our later projects. Our homemade version works as well as a professionally made antenna, at a much lower price allowing us to save our budget for later on.

All of the work we have done so far was dependant on how we organised it to fit inside the dimensions of a can: 115mm x 66mm. In our design, we had all of the components fit perfectly onto each layer, however in practice we realised that this was unlikely. The wires meant a larger volume of space was used up, derailing our original plan. However, after redesigning and testing, we came up with a new design, accounting for wire space, whilst still allowing all the components that require outside access (for example the antenna, LED and switch) to do so. This failing and so redesigning allowed our team to discover the realities of satellite engineering, where designing and redesigning are extremely important to the development of the satellite, and the project as a whole.

Astro-ops also began building the interior of the can. We created four layers for our components to lay on, and spent a few sessions figuring

*continued*




## Old Palace CanSat *continued*

out where to place the components in order to produce a coherent body which will fit inside our can. We are currently wiring and testing each component to ensure they will work during the launch. It has been so much fun tinkering with miniature electronics and applying so many circuit concepts in a practical context. The excitement at the lighting up of our first LED was unmatched – it was putting a simple series circuit together, something which we have done so many times at KS3, KS4 and KS5, but the exhilaration of seeing it work in our satellite was great!

### Looking ahead

Our upcoming regional launch at the end of March, has both been effective at making us work harder as the deadline approaches quickly, but also a cause of excitement within our



team. The event will take place at Stow Maries Great War Aerodrome, an active airfield located a few miles South East of Chelmsford in Essex. The experience of attending this event and working in the field to get the CanSat loaded in the rocket, launched and then recovered by parachute is an incredible practical learning experience which we are all looking forward to.

*'I'm super excited about the upcoming launch'-Nishita 12L*

*'I can't wait for this experience'- Mi-hye 12A.*

Follow our progress on Facebook and Instagram #AstroOPS and #OPSONomy

## Teacher POD Week: Monday 30th January – Friday 3rd February

This week saw the return of POD (Point of Departure). PODs are individual presentations or lecture style events designed to enrich our student's knowledge, be that in topics linked to academic subjects, or indeed themes completely separate to the school curriculum.

This term the PODs were presented run by teachers on a very interesting range of topics – as you can see from the schedule below. This was a great opportunity to enrich beyond the school curriculum and perhaps learn some new and interesting facts that we did not know before!

	Monday 30 <sup>th</sup> January	Tuesday 31 <sup>st</sup> January	Wednesday 1 <sup>st</sup> February	Thursday 2 <sup>nd</sup> February	Friday 3 <sup>rd</sup> February
Yr 7-9 In Ramsey	Fun with flags: every country has one but what do they mean?  <i>Ms Richards</i>		Women, sport and the media  <i>Mrs Smith</i>		He was a good writer, but what was Shakespeare like as a bloke?  <i>Mr Seddon</i>
Yr 10-13 In Norwich	The misrepresentation of fangirls throughout history (focus on pop music)  <i>Ms Clauser</i>	The Bloody End to the British Empire in Kenya  <i>Dr Furniss</i>	Witchcraft and the demonisation of women  <i>Mrs Burton</i>	The Physics of the human body  <i>Mr Taruwona</i>	The Vulgar History of Biblical Translation  <i>Mr Nolan</i>



## Year 7 French: Food!

During the past couple of weeks, 7H have touched on the topic of French food and the delicacies that people within the French culture eat. For example, baguettes and croissants are both nice yet common foods but as we learnt more about the topic, the foods became more 'exotic' and 'unique'.

We then went on to complete a task where we created posters representing our meals written in French alongside a drawing and a creation of our chosen meal.

Mya-rose, Year 7H



## Year 7 & 8: Hockey v Croydon High

The Year 7 and Year 8 students played hockey against Croydon High. They played two great matches and there was some fantastic passing. The students tackled well, putting in some good block stick and jab tackles.

One team lost against Croydon High 1-0 and the other team lost 2-0. It was a great game to watch and Old Palace worked extremely hard to fight back.



## Public Speaking Exams

Many congratulations to Adjoa, Year 11, who braved a wintery journey to Haywards Heath to Ms Redgrove's Public Lamda Exam Centre.

Adjoa took her Grade 7, Silver Medal in Public Speaking - delivering two speeches on 'the Importance of History' and 'Money is the root of all evil' plus an impromptu one.

Adjoa passed with a high Distinction - earning herself some wonderful UCAS points and a Medal. Brilliant work Adjoa.

Mrs Redgrove

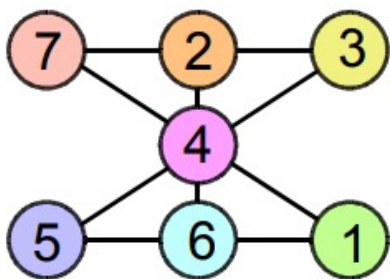
## Year 10 Netball Squad

On the 24th of January, we had the opportunity of playing our first match of 2023 and the first match for our new squad in Year 10.

We were welcomed to Croydon High and warmed up with our captains, Zara T and Arabella H. Then we played 7-minute quarters.

After playing a challenging match we were unable to win but, in many cases, successful teams lose their first match and have a great comeback!

## Maths Puzzle Fun page 5 Answer



## Year 7: Fruit Battery Experiment

Our Year 7 students have been conducting fruit battery experiments in Physics. They investigated how to produce a voltage using a fruit and two metal electrodes. They had fun in attempting to achieve the highest possible voltage in the room by testing different combinations of metal electrodes and a range of fruits.

